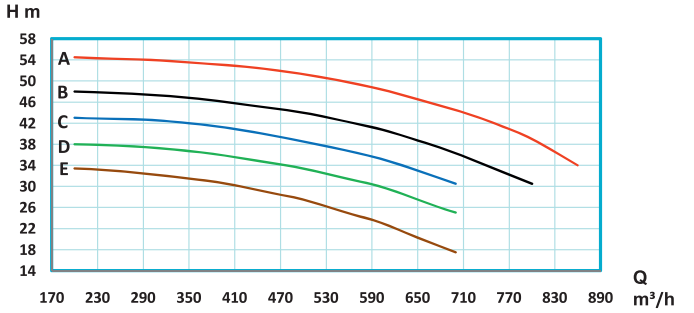
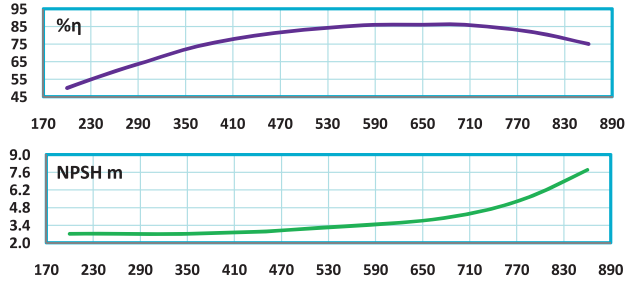
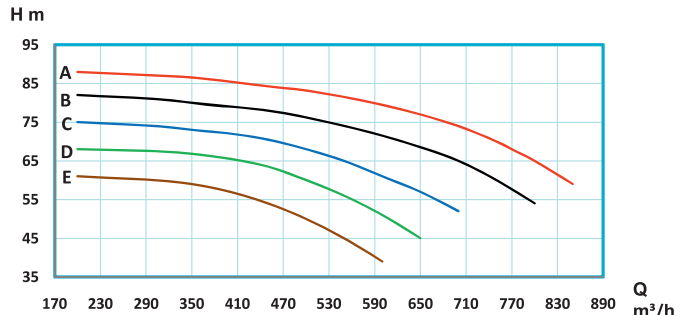
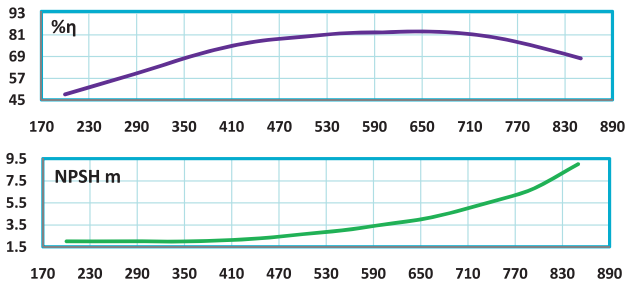


ETA 4 1450 r.p.m

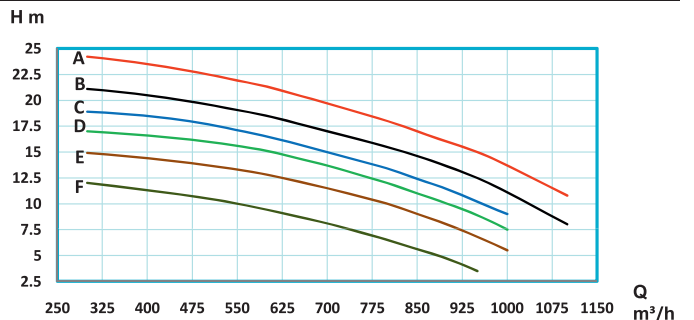
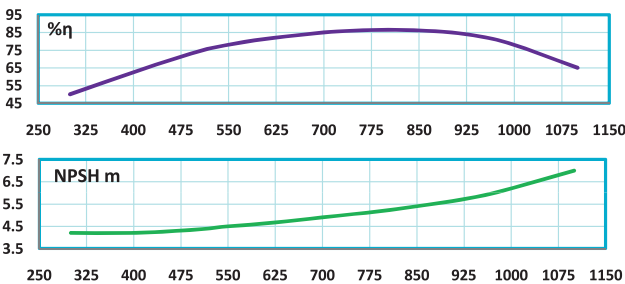
نوب پمپ	قدرت		جریان A	قطر بروانه D (mm)	قطر فلانچ پمپ (mm)		آبدهی (m ³ /h)	200	250	300	350	400	450	500	550	600	650	700	750	800	860
	KW	HP			رانش	مکش															
ETA4 200-400 E	55	75	104	320	200	250	H (m)	33.4	33	32.5	31.5	30.5	29	27.5	25.3	23.2	20.3	17.5	*	*	*
ETA4 200-400 D	75	100	142	340	200	250		38	37.7	37.5	36.7	35.7	34.6	33.5	31.7	30	27.5	25	*	*	*
ETA4 200-400 C	90	125	168	360	200	250		43	42.9	42.7	41.9	41	39.7	38.5	37	35.5	33	30.5	*	*	*
ETA4 200-400 B	110	150	205	380	200	250		48	47.7	47.4	46.8	46	45	44	42.5	40.9	38.6	36.3	33.4	30.5	*
ETA4 200-400 A	132	180	245	405	200	250		54.5	54.2	54	53.5	53	52.5	51.5	50	48.5	46.5	44.5	42	39	34



نوب پمپ	قدرت		جریان A	قطر بروانه D (mm)	قطر فلانچ پمپ (mm)		آبدهی (m ³ /h)	200	300	350	400	450	500	550	600	650	700	750	775	800	850
	KW	HP			رانش	مکش															
ETA4 200-500 E	132	180	245	420	200	250	H (m)	61	60	59	57	54	50	45	39	*	*	*	*	*	*
ETA4 200-500 D	160	218	295	440	200	250		68	67.5	66.8	65.5	63.5	60	56	51	45	*	*	*	*	*
ETA4 200-500 C	200	272	360	460	200	250		75	74	73	72	70.5	68	65	61	57	52	*	*	*	*
ETA4 200-500 B	200	272	360	480	200	250		82	81	80	79	78	76.2	74	71.5	68.5	65	60	57	54	*
ETA4 200-500 A	250	340	450	500	200	250		88	87.1	86.6	85.5	84.3	83.2	81.5	79.5	77	74	70	67.5	65	59

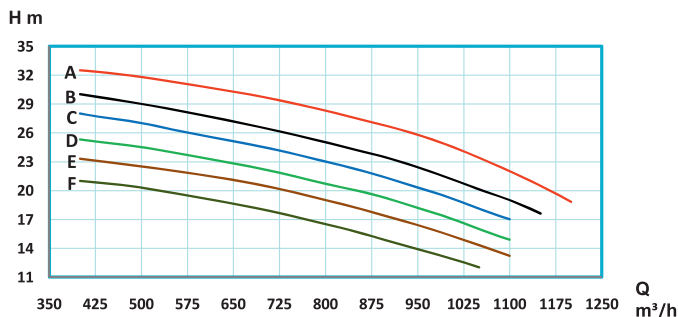
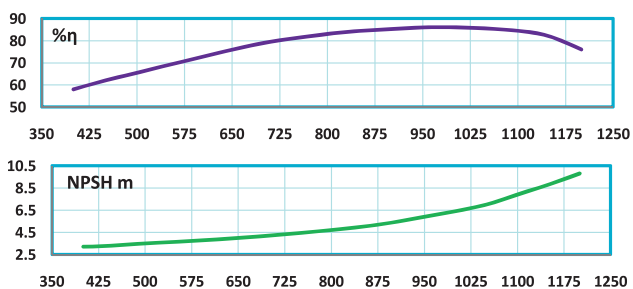


نوب پمپ	قدرت		جریان A	قطر بروانه D (mm)	قطر فلانچ پمپ (mm)		آبدهی (m ³ /h)	300	400	500	550	600	650	700	750	800	850	900	950	1,000	1,100
	KW	HP			رانش	مکش															
ETA4 250-290 F	30	41	58	260/140	250	250	H (m)	12	11.3	10.5	10	9.4	8.7	8.1	7.3	6.5	5.6	4.7	3.5	*	*
ETA4 250-290 E	30	41	58	280/170	250	250		14.9	14.4	13.7	13.3	12.8	12.1	11.5	10.7	10	9	8	6.8	5.5	*
ETA4 250-290 D	37	50	71	290/190	250	250		17	16.6	16	15.6	15.1	14.4	13.7	12.8	12	11	10	8.9	7.5	*
ETA4 250-290 C	37	50	71	290/210	250	250		18.9	18.5	17.7	17.1	16.5	15.7	15	14.2	13.4	12.4	11.4	10.2	9	*
ETA4 250-290 B	45	60	87	290/250	250	250		21.1	20.5	19.6	19	18.5	17.7	17	16.2	15.5	14.6	13.6	12.5	11.1	8
ETA4 250-290 A	55	75	104	290/290	250	250	24.2	23.5	22.5	21.9	21.3	20.5	19.7	18.9	18	17	16	15	13.7	10.8	

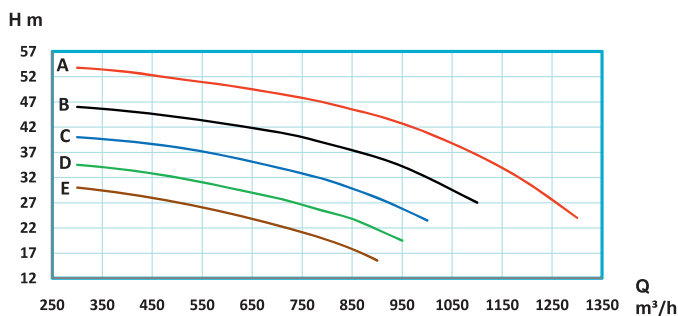
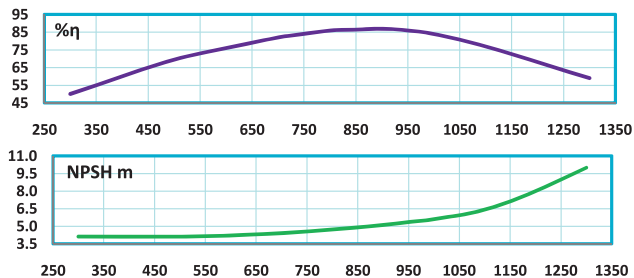


ETA 4 1450 r.p.m

تیپ پمپ	قدرت		حریان A	قطر پروانه D (mm)	قطر فلانچ پمپ (mm)		آبدهی (m ³ /h)	400	450	500	600	700	800	850	900	950	1,000	1,050	1,100	1,150	1,200
	KW	HP			راش	مکش		H (m)													
ETA4 250-330 F	45	60	87	300/210	250	300	H (m)	21	20.7	20.3	19.2	18	16.5	15.7	14.8	13.9	13	12	*	*	*
ETA4 250-330 E	55	75	104	310/230	250	300		23.3	22.9	22.5	21.6	20.5	19	18.2	17.3	16.4	15.4	14.3	13.2	*	*
ETA4 250-330 D	75	100	141	320/250	250	300		25.3	24.9	24.5	23.4	22.2	20.7	20	19.2	18.2	17.2	16	14.9	*	*
ETA4 250-330 C	75	100	141	330/270	250	300		28	27.5	27	25.7	24.5	23	22.2	21.3	20.3	19.3	18.1	17	*	*
ETA4 250-330 B	75	100	141	330/300	250	300		30	29.5	29	27.8	26.5	25	24.2	23.4	22.4	21.3	20.1	19	17.6	*
ETA4 250-330 A	90	120	163	330/330	250	300		32.5	32.2	31.8	30.8	29.7	28.3	27.5	26.7	25.8	24.7	23.4	22	20.5	18.8



تیپ پمپ	قدرت		حریان A	قطر پروانه D (mm)	قطر فلانچ پمپ (mm)		آبدهی (m ³ /h)	300	400	500	600	700	750	800	850	900	950	1,000	1,100	1,200	1,300
	KW	HP			راش	مکش		H (m)													
ETA4 250-400 E	60	80	128	320	250	300	H (m)	30	28.8	27	25	22.5	21.1	19.6	17.8	15.5	13.5	*	*	*	*
ETA4 250-400 D	75	100	142	340	250	300		34.5	33.5	32	30	27.9	26.6	25.2	23.8	21.7	19.5	17	*	*	*
ETA4 250-400 C	90	100	168	360	250	300		40	39.2	38	36.2	34	32.8	31.5	29.8	28	25.8	23.5	18	*	*
ETA4 250-400 B	132	180	245	380	250	300		46	45.2	44	42.6	41	40	38.7	37.4	36	34.2	32	27	21	*
ETA4 250-400 A	200	272	360	405	250	300		53.8	53	51.6	50.3	48.7	47.8	46.8	45.5	44.3	42.7	40.9	36.5	31	24



تیپ پمپ	قدرت		حریان A	قطر پروانه D (mm)	قطر فلانچ پمپ (mm)		آبدهی (m ³ /h)	300	400	500	600	700	800	850	900	950	1,000	1,100	1,200	1,300	1,400
	KW	HP			راش	مکش		H (m)													
ETA4 250-500 E	185	250	370	410	250	300	H (m)	58	57.5	57	55.7	54.2	51.8	50.2	48.4	46.6	44.6	39.4	34	*	*
ETA4 250-500 D	250	340	450	440	250	300		67	66.6	66	65	63.5	61.3	60	58.5	56.7	55	50.6	46	40	32
ETA4 250-500 C	250	340	450	460	250	300		74.5	74	73	71.6	70	68	66.7	65.2	63.7	62	57.6	53	47.8	41
ETA4 250-500 B	315	428	570	480	250	300		81	80.6	80	78.7	77	75	73.9	72.4	70.9	69.1	65	61	56	50
ETA4 250-500 A	315	428	570	500	250	300		89	88.6	88	86.7	85	83.1	82	81	79.6	78	74.5	70.4	65.4	59.2

